



### District Report Card: 2017


<b>State:</b> Andhra Pradesh	<b>District:</b> Krishna
<b>Class:</b> 3	<b>Subject:</b> Language
<b>Schools:</b> 61	<b>Students:</b> 839


### Participation/Coverage


#### Students

<div>GENDER</div> <div></div>	Boys				Girls			
	Number		%		Number		%	
	352		41.95		487		58.05	

<div>AREA</div> <div></div>	Rural				Urban			
	Number		%		Number		%	
	569		67.82		270		32.18	

<div>CATEGORY</div> <div></div>	SC		ST		OBC		GEN	
	Number	%	Number	%	Number	%	Number	%
	226	26.94	52	6.20	466	55.54	95	11.32

<div>CWSN</div> <div></div>	LD	VI	HI	S&LD	ID	Oth
	0	0	0	1	3	17

<div>Management</div> <div></div>	Government		Government-aided	
	Number	%	Number	%
	631	75.21	208	24.79

### Average Performance of Students in Language (%)

Overall	Gender		Area		Management		Social Group			
	Male	Female	Rural	Urban	Govt.	Aided	SC	ST	OBC	GEN
80.50	80.19	80.73	81.65	78.07	81.72	76.79	82.04	82.31	80.16	77.54

## Performance on Learning Outcomes (LOs)

Learning Outcomes	Description	Average Performance(%)
L304	Reads small texts with comprehension i.e., identifies main ideas, details, sequence and draws conclusions	79.33
L312	Reads printed scripts on the classroom walls: poems, posters, charts etc.	82.84

Range of Performance of Students who Answered Correctly							
Below 30%		30% - 50%		50% - 75%		Above 75%	
Number	%	Number	%	Number	%	Number	%
22	2.62	37	4.41	202	24.08	578	68.89

### Lowest Performing Learning Outcomes (LOs)

- 1 - Reads small texts with comprehension i.e., identifies main ideas, details, sequence and draws conclusions (79.33)
- 2 - Reads printed scripts on the classroom walls: poems, posters, charts etc. (82.84)